



PROJECT
 CYC CB108
 Skeldergate
 Active Travel



CONSULTANT
 AECOM Limited
 1st and 5th Floor
 City Walk
 Leeds, LS11 9AR
 T:0113 301 8400
 www.aecom.com

- NOTES**
- ALL DIMENSIONS ARE IN METERS UNLESS OTHERWISE STATED.
 - DRAWINGS BASED ON TOPOGRAPHICAL SURVEY INFORMATION SUPPLIED BY CYC.
 - ROAD MARKINGS AND TRAFFIC SIGN LOCATIONS ARE INDICATIVE AT PRELIMINARY DESIGN STAGE AND WILL BE REVIEWED AT DETAIL DESIGN.
 - ROAD MARKINGS AND TRAFFIC SIGNS WILL BE DESIGNED IN ACCORDANCE WITH TSRGD 2016, ITS SUBSEQUENT AMMENDMENTS AND TSM GUIDANCE.
 - EXISTING STATUTORY UNDERTAKER'S APPARATUS IS SHOWN ON DRAWING SHEETS INDICATED ON DRAWING 60685224-ACM-2700-ZZ-DR-TR-0001. THERE MAY BE ADDITIONAL UTILITIES PRESENT THAT ARE NOT IDENTIFIED ON THIS AND ASSOCIATED DRAWINGS.
 - THIS MAP CONTAINS ORDNANCE SURVEY MATERIAL WITH THE PERMISSION OF ORDNANCE SURVEY ON BEHALF OF THE CONTROLLER OF HER MAJESTY'S STATIONERY OFFICE © CROWN COPYRIGHT. UNAUTHORISED REPRODUCTION INFRINGES CROWN COPYRIGHT AND MAY LEAD TO PROSECUTION OR CIVIL PROCEEDINGS. CYC LICENCE NUMBER 100020818, 2022.

- KEY**
- PROPOSED KERB
 - PROPOSED DOUBLE YELLOW MARKINGS
 - PROPOSED FOOTWAY UPGRADE
 - PROPOSED CARRIAGEWAY RESURFACING
 - PROPOSED TRAFFIC SIGN
 - EXISTING KERBLINE
 - EXISTING FOOTWAY
 - EXISTING CARRIAGEWAY

ISSUE/REVISION

NO.	DATE	DESCRIPTION
PO1	14/09/2022	FIRST ISSUE
I/R	DATE	DESCRIPTION

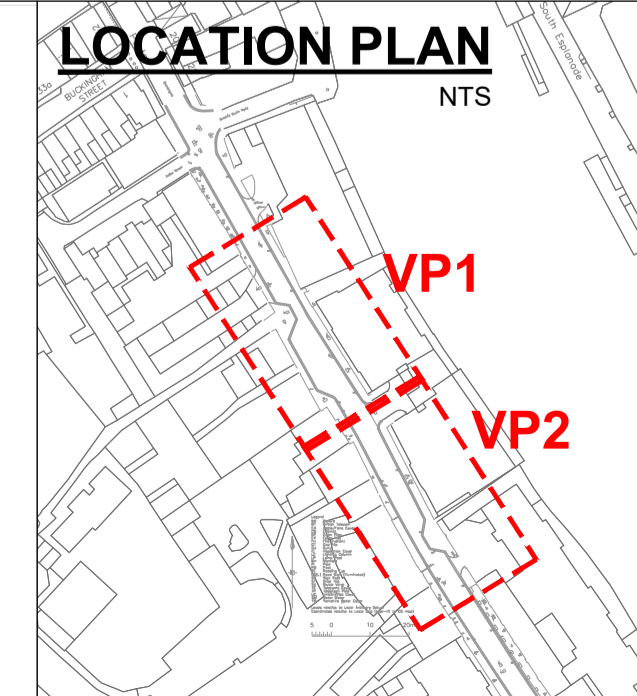
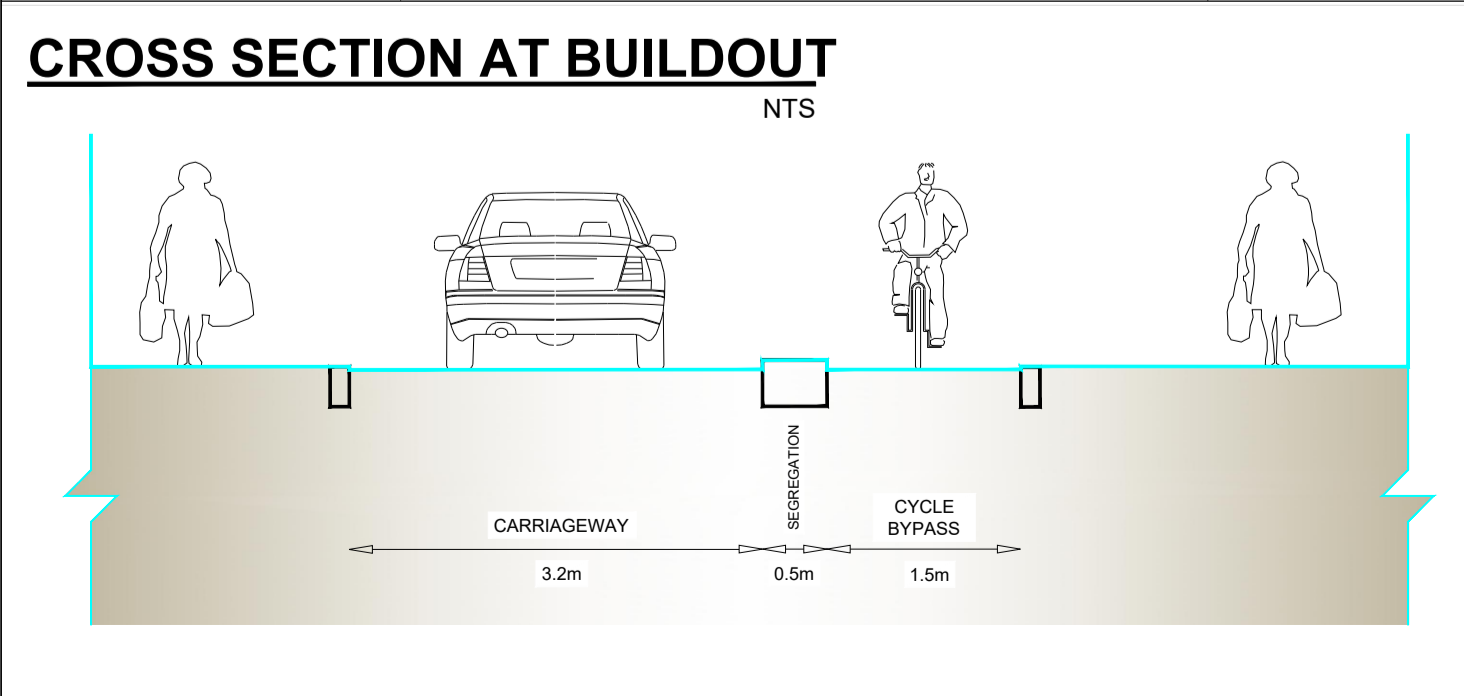
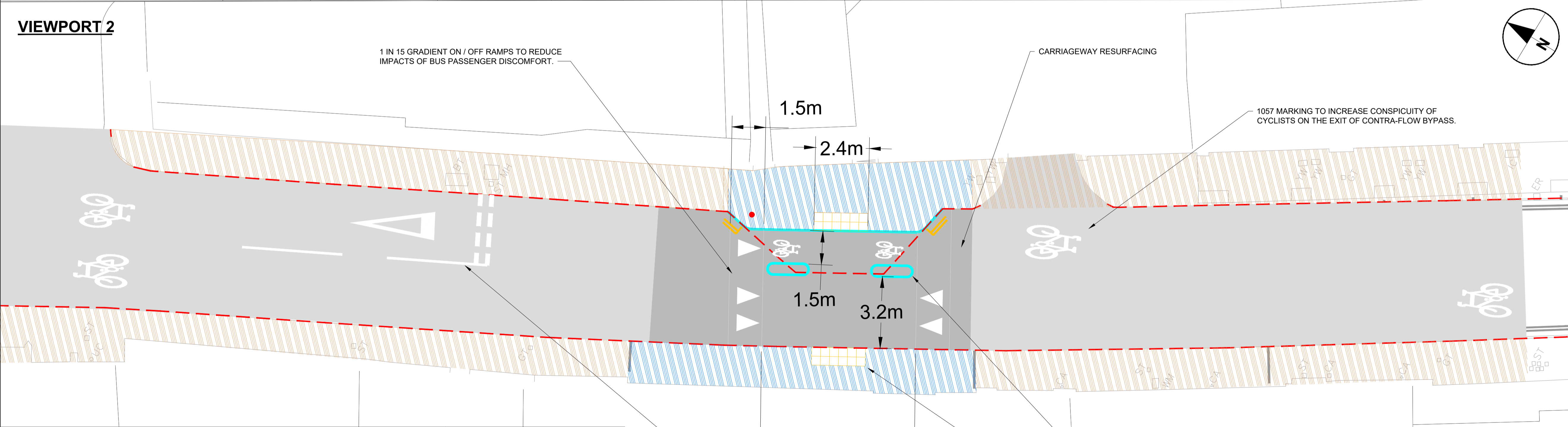
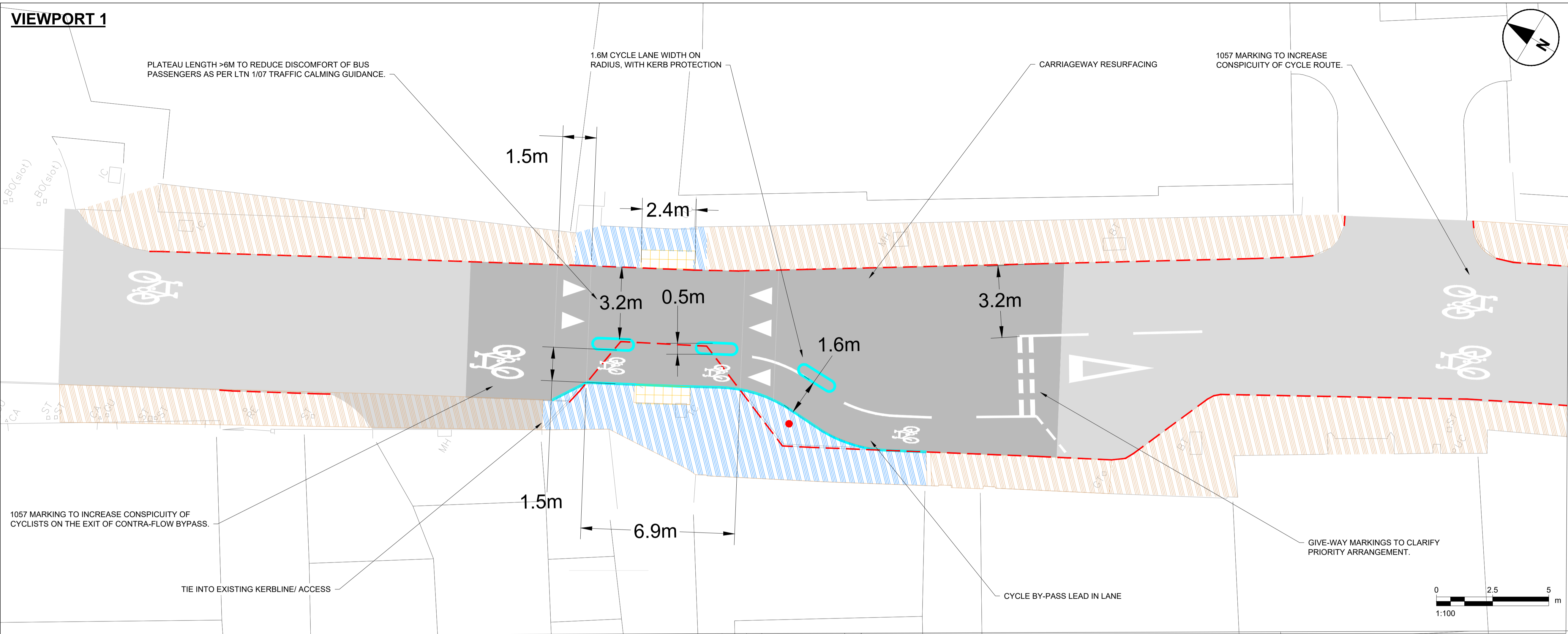
ISSUE PURPOSE / SUITABILITY
 PRELIMINARY DESIGN ISSUE

KEY PLAN

PROJECT NUMBER
 60685224

SHEET TITLE
 SKELDERGATE
 OPTION 1A
 BUILDOUT BYPASS
 SPEED PLATEAU RETAINED

SHEET NUMBER
 60685224-ACM-000-ZZ-DR-TR-0002



ISO A1 594mm x 841mm
 Drawn: OG
 Approved: NB
 Checked: LO
 Designer: OG
 Project Management Initials: P01
 Revision:

Last saved by: ODDY (2022-09-09) Last Plotted: 2022-09-15
 Filename: 60685224-ACM-000-ZZ-DR-TR-0002 (P102).dwg

This drawing has been prepared for the use of AECOM's client. It may not be used, modified, reproduced or relied upon by third parties, except as agreed by AECOM or as required by law. AECOM accepts no responsibility, and denies any liability whatsoever, to any party that uses or relies on this drawing without AECOM's express written consent. Do not scale this document. All measurements must be obtained from the stated dimensions.